

# DHB Series

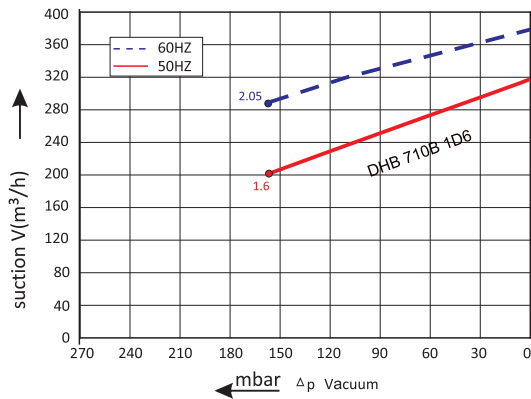
## DHB 710B 1D6

Technical datasheet

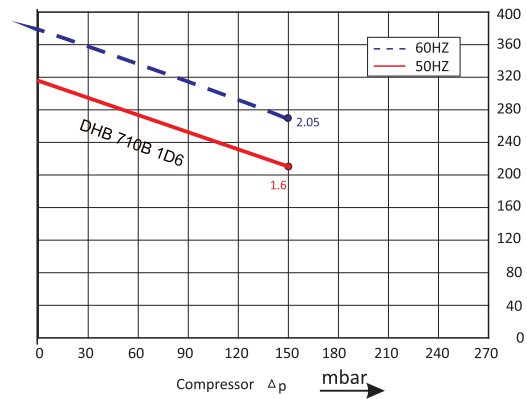


### Dereike blower performance curves

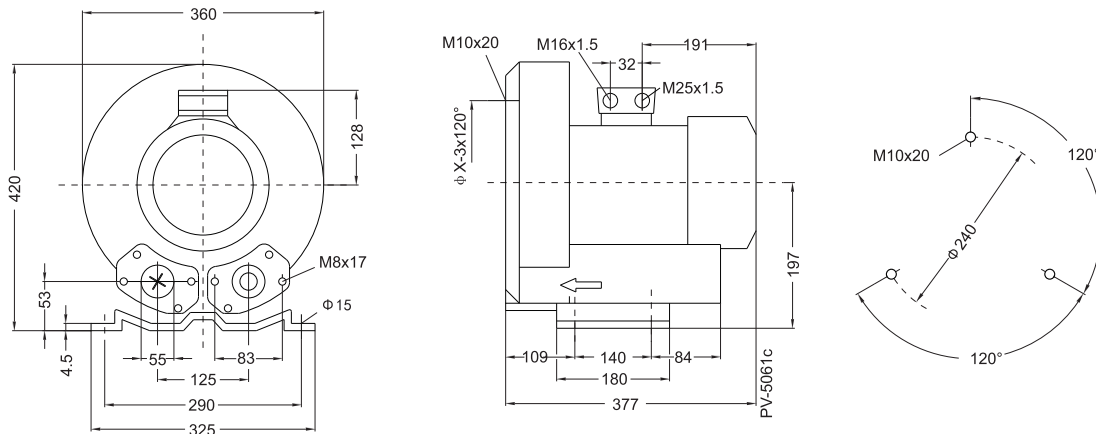
#### Vacuum selection diagram curve



#### Compressor selection diagram curve



### Dereike blower installation drawing



### Dereike blower installation parameter

Model	Frequency	Output	Voltage	Current	Airflow	Pressure		Noise	Weight
						vacuum mbar	compressor mbar		
DHB 710B 1D6	50	1.6	220-240△/345-415Y	8.5△/4.9Y	318	-160	150	69	27
	60	2.05	220-275△/380-480Y	8.8△/5.1Y	376	-160	150	72	27

The performance curves of Dereike blower is tested through below ways:

Under one atmospheric pressure, suck 15°C air and then you can calculate the data, of course allow 10% difference, and when the sucked air and surroundings temperature are not higher than 25°C, you still can get total pressure difference as the curves shows.